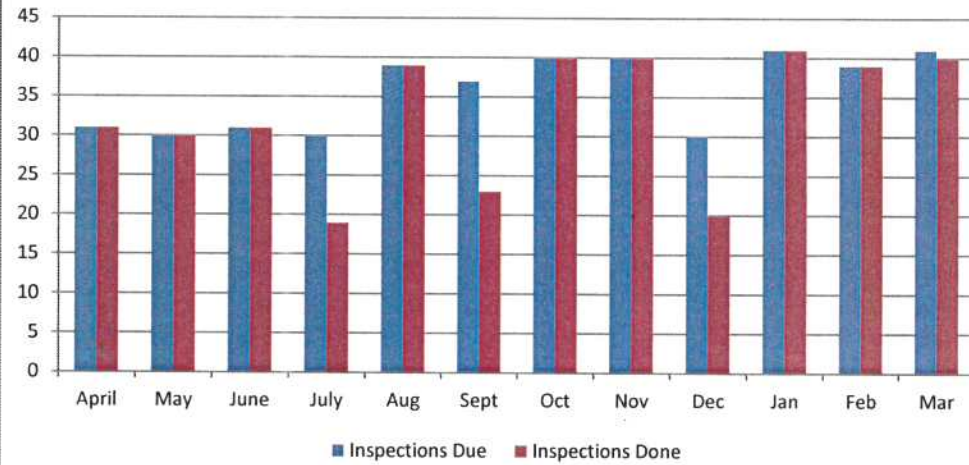
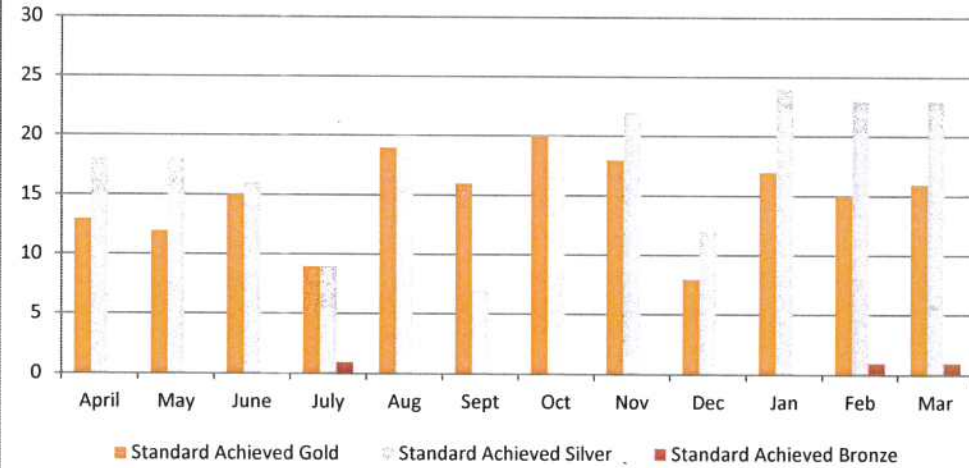


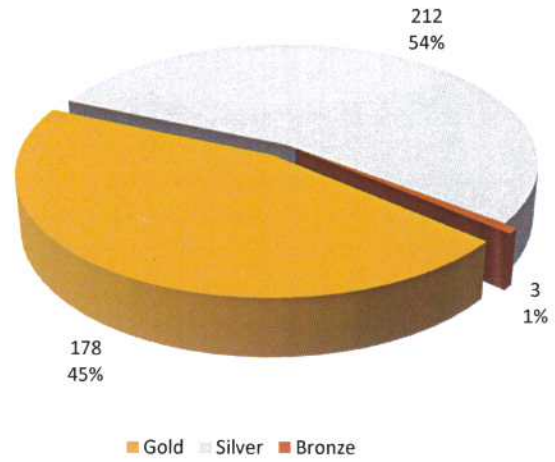
**Estate Inspections 2015/16**



**Estate Standards 2015/16**



Estate Standards Year to Date 2015/16



**Estate Services & Inspections 2015/16**

Month	Inspections			Standard Achieved			Percentage Standard		
	Due	Done	% Done	Gold	Silver	Bronze	Gold	Silver	Bronze
April	31	31	100.0%	13	18	0	41.9%	58.1%	0.0%
May	30	30	100.0%	12	18	0	40.0%	60.0%	0.0%
June	31	31	100.0%	15	16	0	48.4%	51.6%	0.0%
July	30	19	63.3%	9	9	1	47.4%	47.4%	5.3%
Aug	39	39	100.0%	19	20	0	48.7%	51.3%	0.0%
Sept	37	23	62.2%	16	7	0	69.6%	30.4%	0.0%
Oct	40	40	100.0%	20	20	0	50.0%	50.0%	0.0%
Nov	40	40	100.0%	18	22	0	45.0%	55.0%	0.0%
Dec	30	20	66.7%	8	12	0	40.0%	60.0%	0.0%
Jan	41	41	100.0%	17	24	0	41.5%	58.5%	0.0%
Feb	39	39	100.0%	15	23	1	38.5%	59.0%	2.6%
Mar	41	40	97.6%	16	23	1	40.0%	57.5%	2.5%
<b>Qtr &amp; YTD</b>	<b>Due</b>	<b>Done</b>	<b>% Done</b>	<b>Gold</b>	<b>Silver</b>	<b>Bronze</b>	<b>Gold</b>	<b>Silver</b>	<b>Bronze</b>
QTR 1	92	92	100.0%	40	52	0	43.5%	56.5%	0.0%
QTR 2	106	81	76.4%	44	36	1	54.3%	44.4%	1.2%
QTR 3	110	100	90.9%	46	54	0	46.0%	54.0%	0.0%
QTR 4	121	120	99.2%	48	70	2	40.0%	58.3%	1.7%
YTD	429	393	91.6%	178	212	3	45.3%	53.9%	0.8%